














STEIGER® T 380



RUTHMANN STEIGER® T 380

	Working height	38.00 m		Total height	≤ 3.95 m
	Lifting height	36.00 m		Total length	9.76 m
	Outreach*	31.00 m		Permissible inclination	2°
	Working cage size	2.42 x 0.97 m		Permissible total weight ≥	18,000 kg
	Max. working cage size	3.82 x 0.97 m		Range of rotation	500 °
	Working cage load	600 kg		Swivelling angle of the jib/RÜSSEL®	180°
* depending on load, angle of rotation and outfit				Swivelling angle of upper boom	180°

more information: www.ruthmann.de/t380

